



**BONDIOLI
& PAVESI**



Bondioli & Pavesi, Inc.

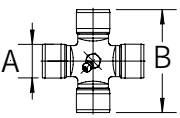
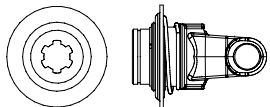


10252 Sycamore Drive

Ashland, VA 23005

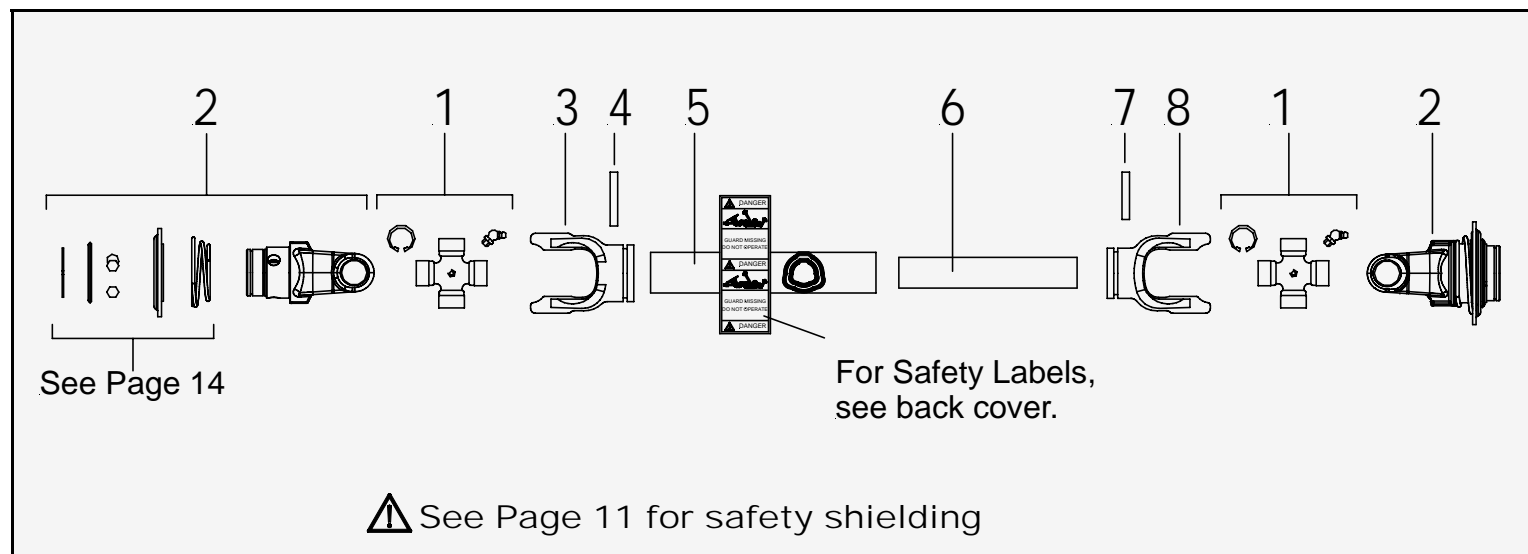
Phone 804-550-2224 Fax 804-550-2837

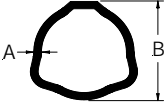

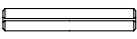
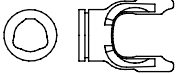
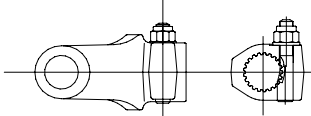
email info@bypyusa.com

100 SERIES PARTS

			1	2				3	4
				Ball Collar Yokes 					
Size	Power @ 540 rpm	Power @ 1000 rpm	Cross Kit	(R07) 1-3/8" z6	(R08) 1-3/8" z21	(R09) 1-3/4" z6	(R10) 1-3/4" z20	Outer Tube Yoke	Roll Pin For Outer Tube
1	16	25	A 22 - B 54 41201R50	5720B0355	5720B3776			204016851	341036000R10
2	21	31	A 23.8 - B 61.3 41202R30	5720C0355	5720C3776			204026851	341048000R10
3	30	47	A 27 - B 70 41203R25	572030351*	572033751*			204036851	341038000R10
4	35	55	A 27 - B 74.6 41204R25	5720E0355	5720E3755		5720E3874	204046851	341038000R10
5	47	74	A 30.2 - B 80 41205R40	5720G0355	5720G3755	5720G0455	5720G3855	204056860	341053000R10
6	64	100	A 30.2 - B 92 41206R30	5720H0355	5720H3755	5720H0455	5720G3855	204066851	341042000R10
7	75	118	A 35 - B 94 41207R24	5720L0355	5720L3755	5720L0455	5720L3855	204176851	341042000R10
8	95	150	A 35 - B 106.5 41208R20	5720M0355	5720M3755	5720M0455	5720M3855	204086860	341054000R10
9	120	190	A 41 - B 108 41209R10	572090351*	572093751*	572090451*	572093851*	204196851	341054000R10
10	145	230	A 41 - B 118 41210R10	572100351*	572103751*	572100451*	572103851*	204106851	341044000R10

* RS Twist Lock style yokes only available in sizes 3, 9, and 10 while supplies last.

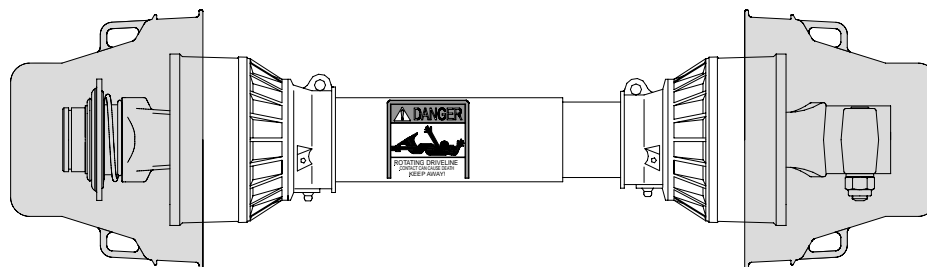


5*	6*	7	8	Only for use on implement end of driveline			
				Taper Pin Yokes			
Outer Drive Tube	Inner Drive Tube	Roll Pin For Inner Tube	Inner Tube Yoke	(014) 1-3/8" z6	(015) 1-3/8" z21	(016) 1-3/4" z6	(017) 1-3/4" z20
A=2.6 B=32.5 125031500	C=4.0 D=26.5 125021500	341037000R10	204016852	509010361**	509013753**		
A=3.2 B=36.0 125051500	C=4.0 D=29.0 125041500	341036000R10	204026852	509020355**	509023753**		
A=3.4 B=43.5 125081500	C=3.2 D=36.0 125051500	341048000R10	204036852	509030360**	509033753**		
A=3.4 B=43.5 125081500	C=4.5 D=36.0 125071500	341048000R10	204046852	5090E0360	5090E3760		
A=3.0 B=51.5 125101500	C=3.8 D=45.0 125971500	341002000R10	204056861	5090G0360	5090G3760	5090G0460	5090G3860
A=4.0 B=54.0 125121500	C=4.2 D=45.0 125091500	341043000R10	204066852	5090H0360	5090H3760	5090H0460	5090H3860
A=4.0 B=54.0 125121500	C=5.5 D=45.0 125111500	341043000R10	204176852	5090L0360	5090L3760	5090L0460	5090L3860
A=4.0 B=63.0 125221500	C=4.0 D=54.0 125121500	341055000R10	204086861	5090M0360	5090M3760	5090M0460	5090M3860
A=4.0 B=63.0 125221500	C=5.0 D=54.0 125131500	341055000R10	204196852	509190352**	509193752**	509190452**	509193852**
A=5.6 B=66.0 125151500	C=6.0 D=54.0 125141500	341045000R10	204106852	509100353**	509103753**	509100455**	509103853**

** Drive tubes sold in lengths of 59" (1500 mm) only.

** No longer in production - subject to stock on hand.

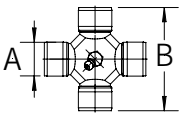
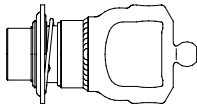
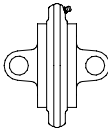
ATTENTION



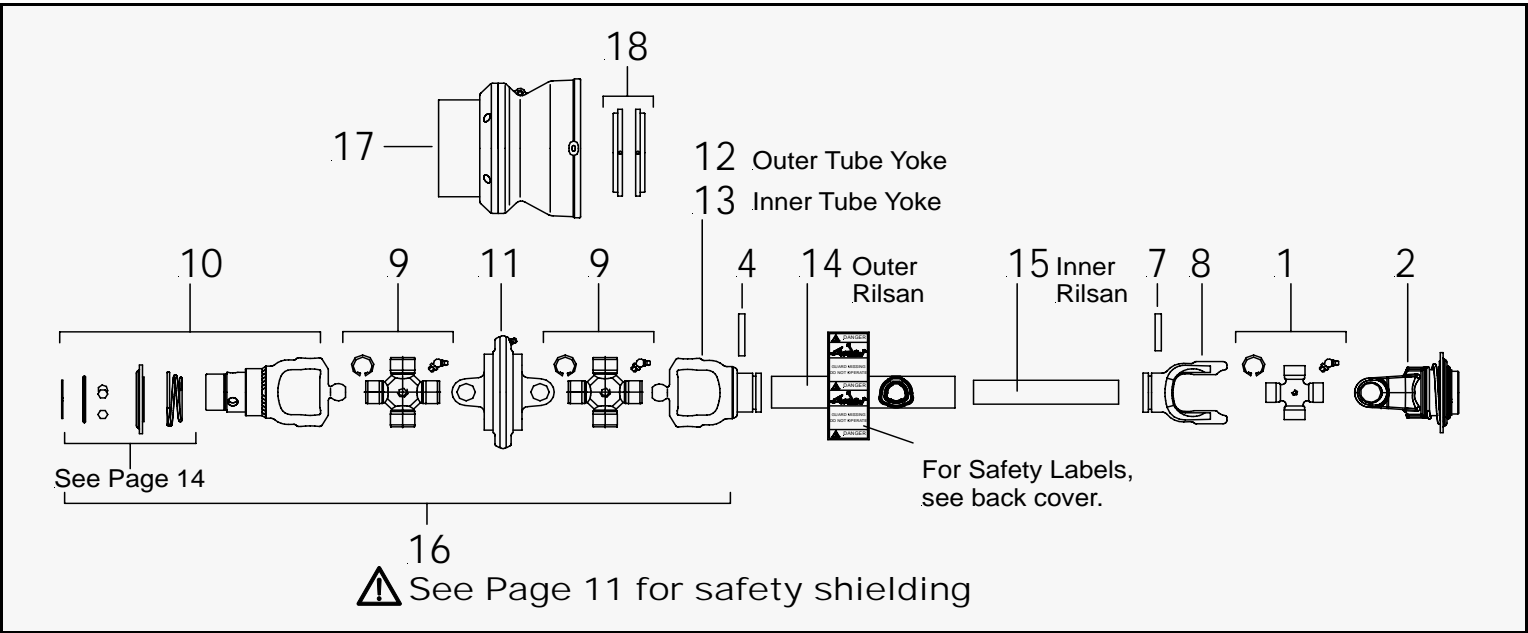
A high percentage of driveline accidents occur when safety shielding is missing or does not function properly. BONDOLI & PAVESI strongly recommends the use of proper driveline guards, tractor master shields, and implement guards or shields.

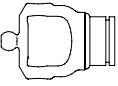
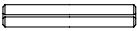
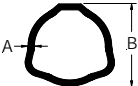


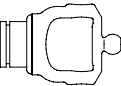
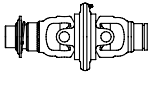
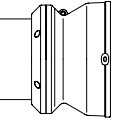

Any replacement parts or full driveline assemblies must be of the same size and type specified by the original equipment manufacturer.

650 SERIES CV PARTS (and Rilsan Tubes)

			9	10				11
				Ball Collar CV Yokes 				
Size	Power @ 540 rpm	Power @ 1000 rpm	Cross Kit	(R07) 1-3/8" z6	(R08) 1-3/8" z21	(R09) 1-3/4" z6	(R10) 1-3/4" z20	CV Body
1								
2*	21	31	A 23.8 - B 61.3 41202	573020379	573023764			512020051
3								
4	35	55	A 23.8 - B 86 412040012	573040382	573043777		573043877	511040051
5								
6	64	100	A 30.2 - B 100 412060012	573060399	573063781	573060477	573063879	511060051
7								
8	95	150	A 35 - B 106.5 412080012	573080398	573083798	573080499	573083898	511080051
9								
10								

*Standard size 2 CV is 70° - inquire for 80° size 2 with cross kit dimensions A 22 - B 76

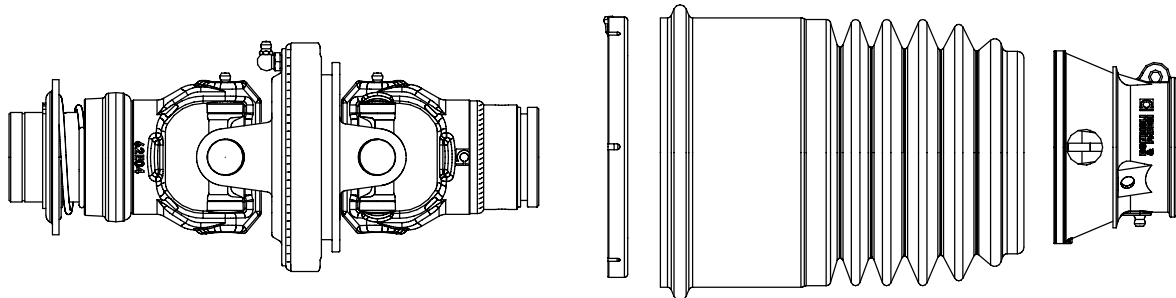


12	4	14*	15*	7	13	16	17	18
								
CV Outer Tube Yoke	Roll Pin for Outer Tube	Outer Rilsan Drive Tube	Inner Rilsan Drive Tube	Roll Pin for Inner Tube	CV Inner Tube Yoke	CV Joint - Outer Tube**	CV Hardshell w/ Bearings	CV Shield Bearings
208026863	341048000R10	A= 2.9 B=36.0 125181500	C=4.3 D=29.6 245041500	341036000R10	208026864	7G52049R07	51727001	255020452
		A=3.1 B=43.5 125161500	C=3.5 D=36.6 245051500					
215046854	341038000R10	A=3.1 B=43.5 125161500	C=4.3 D=36.6 245101500	341048000R10	215046853	7G54049R07	517048001	255040351
		A=2.7 B=51.5 125201500	C=4.1 D=45.6 245111500					
215066854	341042000R10	A=3.7 B=54.0 125171500	C=4.5 D=45.6 245161500	341043000R10	215066853	7G56049R07	517068001	255060351
		A=3.7 B=54.0 125171500	C=5.8 D=45.6 245181500					
215086854	341054000R10	A=3.7 B=63.0 125211500	C=4.3 D=54.6 245691500	341055000R10	215086853	7G58049R07	517088001	255080351
		A=3.7 B=63.0 125211500	C=5.3 D=54.6 245741500					
		A=5.3 B=66.0 125191500	C=6.3 B=54.6 245251500					

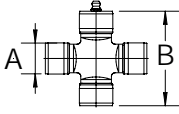
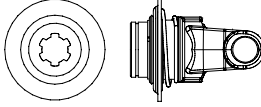
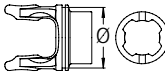

* Drive tubes sold in lengths of 59" (1500 mm) only.

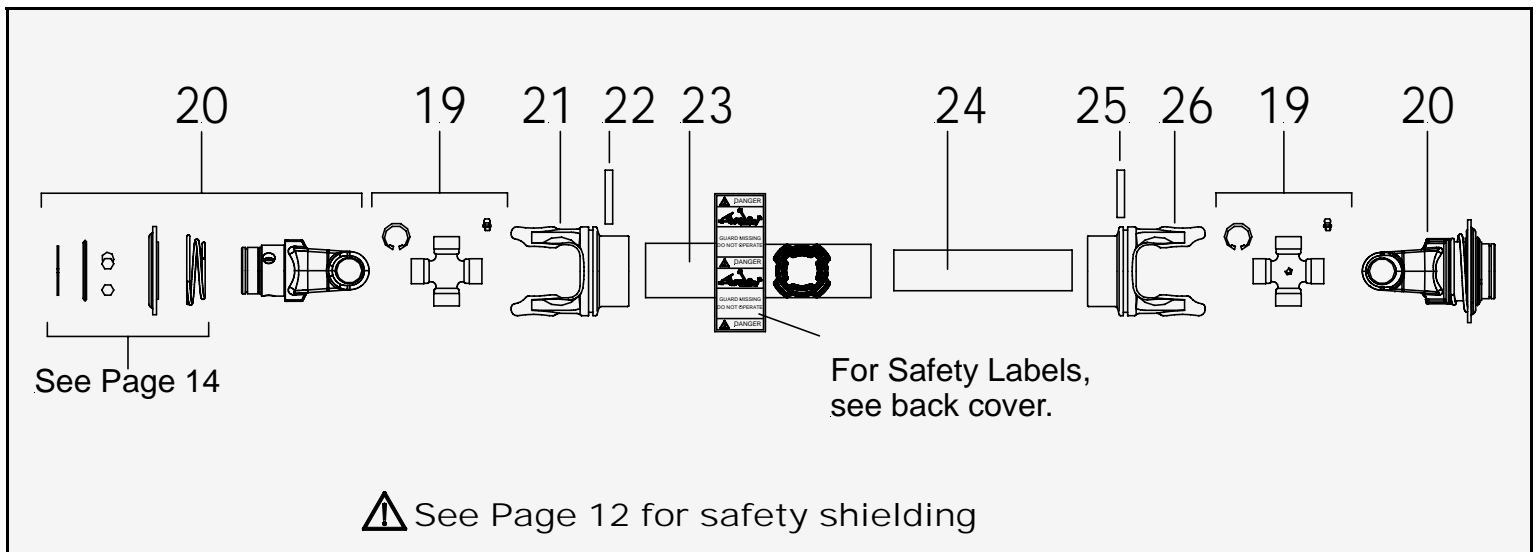
** Include a 1-3/8" z6 ball collar tractor yoke. For inner tube joints, replace "049" with "050"

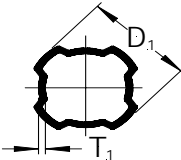
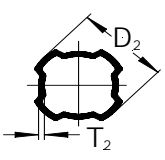

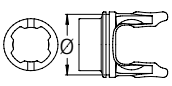
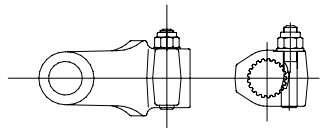
Note: Size 4 and 6 complete CV joints may be interchanged with the new extended lube SFT CV joints and shielding. See pages 8 and 9 for details.



SFT PARTS

			19	20				21	22
				Ball Collar Yokes 					
Size	Power @ 540 rpm	Power @ 1000 rpm	Cross Kit	(R07) 1-3/8" z6	(R08) 1-3/8" z21	(R09) 1-3/4" z6	(R10) 1-3/4" z20	Outer Tube Yoke	Roll Pin For Outer Tube
S1	18	27	A 22.0 - B 54.0	5720B0355	5720B3776			Ø59	341036000R10
			4120B0012					204S16853	
S2	28	42	A 23.8 - B 61.3	5720C0355	5720C3776			Ø73	341048000R10
			4120C0012					204S26854	
S4	38	57	A 27.0 - B 74.6	5720E0355	5720E3755		5720E3874	Ø73	341038000R10
			4120E0012					204S46854	
S5	50	75	A 30.2 - B 79.4	5720G0355	5720G3755	5720G0455	5720G3855	Ø73	341043000R10
			4120G0012					204S56858	
S6	55	83	A 30.2 - B 79.4	5720G0355	5720G3755	5720G0455	5720G3855	Ø89	341053000R10
			4120G0012					204S66853	
S7	70	106	A 30.2 - B 91.5	5720H0355	5720H3755	5720H0455	5720G3855	Ø89	341053000R10
			4120H0012					204S76855	
S8	90	136	A 34.9 - B 93.5	5720L0355	5720L3755	5720L0455	5720L3855	Ø89	341042000R10
			4120L0012					204S86853	
H8	90	136	A 34.9 - B 93.5	5720L0355	5720L3755	5720L0455	5720L3855	Ø89	341042000R10
			4120L0012					2040L6869	
S9	110	166	A 34.9 - B 106.0	5720M0355	5720M3755	5720M0455	5720M3855	Ø99	341046000R10
			4120M0012					204S96855	
SH	132	200	A 42.0 - B 107.5	5720N0355	5720N3755	5720N0455	5720N3855	Ø103	341093000R10
			4120N0012					2040N6853	
S0	169	254	A 42.0 - B 130.0	5720S0355	5720S3755	5720S0455	5720S3855	Ø103	341103000R10
			4120S0012					2040S6855	



23*	24*	25	26	Only for use on implement end of driveline			
							
Outer Drive Tube	Inner Drive Tube	Roll Pin For Inner Tube	Inner Tube Yoke	(014) 1-3/8" z6	(015) 1-3/8" z21	(016) 1-3/4" z6	(017) 1-3/4" z20
D ₁ =35.2 T ₁ =2.00 1223215000	D ₂ =30.8 T ₂ =3.00 122161500	341037000R10	Ø56 204S16854				
D ₁ =45.6 T ₁ =2.75 122051500	D ₂ =39.6 T ₂ =3.00 122191500	341047000R10	Ø70 204S23853				
D ₁ =50.2 T ₁ =2.75 122421500	D ₂ =44.2 T ₂ =3.50 122411500	341048000R10	Ø70 204S46853	5090E0360	5090E3760		
D ₁ =50.2 T ₁ =2.75 122421500	D ₂ =44.2 T ₂ =4.20 122521500	341038000R10	Ø70 204S53859	5090G0360	5090G3760	5090G0460	5090G3860
D ₁ =53.9 T ₁ =3.25 122451500	D ₂ =46.9 T ₂ =4.50 122441500	341043000R10	Ø86 204S66854	5090G0360	5090G3760	5090G0460	5090G3860
D ₁ =53.9 T ₁ =3.25 122661500	D ₂ =46.9 T ₂ =4.50 122651500	341043000R10	Ø86 204S76856	5090H0360	5090H3760	5090H0460	5090H3860
D ₁ =58.2 T ₁ =3.25 122091500	D ₂ =51.2 T ₂ =5.00 122511500	341053000R10	Ø86 204S86854	5090L0360	5090L3760	5090L0460	5090L3860
D ₁ =66.0 T ₁ =3.50 122111500	D ₂ =58.5 T ₂ =4.50 122381500	341053000R10	Ø86 2040L6866	5090L0360	5090L3760	5090L0460	5090L3860
D ₁ =66.0 T ₁ =3.50 122111500	D ₂ =58.5 T ₂ =4.50 122381500	341081000R10	Ø96 204S96856	5090M0360	5090M3760	5090M0460	5090M3860
D ₁ =70.2 T ₁ =4.00 122131500	D ₂ =61.7 T ₂ =5.75 122551500	341046000R10	Ø100 2040N6854			5090N0460	5090N3860
D ₁ =70.2 T ₁ =4.00 122131500	D ₂ =61.7 T ₂ =5.75 122551500	341046000R10	Ø100 2040S6856			5090S0460	5090S3860

* Drive Tubes sold in lengths of 59" (1500 mm) only.

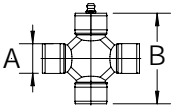
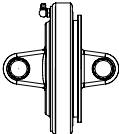
SFT is Bondioli & Pavesi's new generation of driveshafts. SFT stands for **Safety - Function - Technology**.

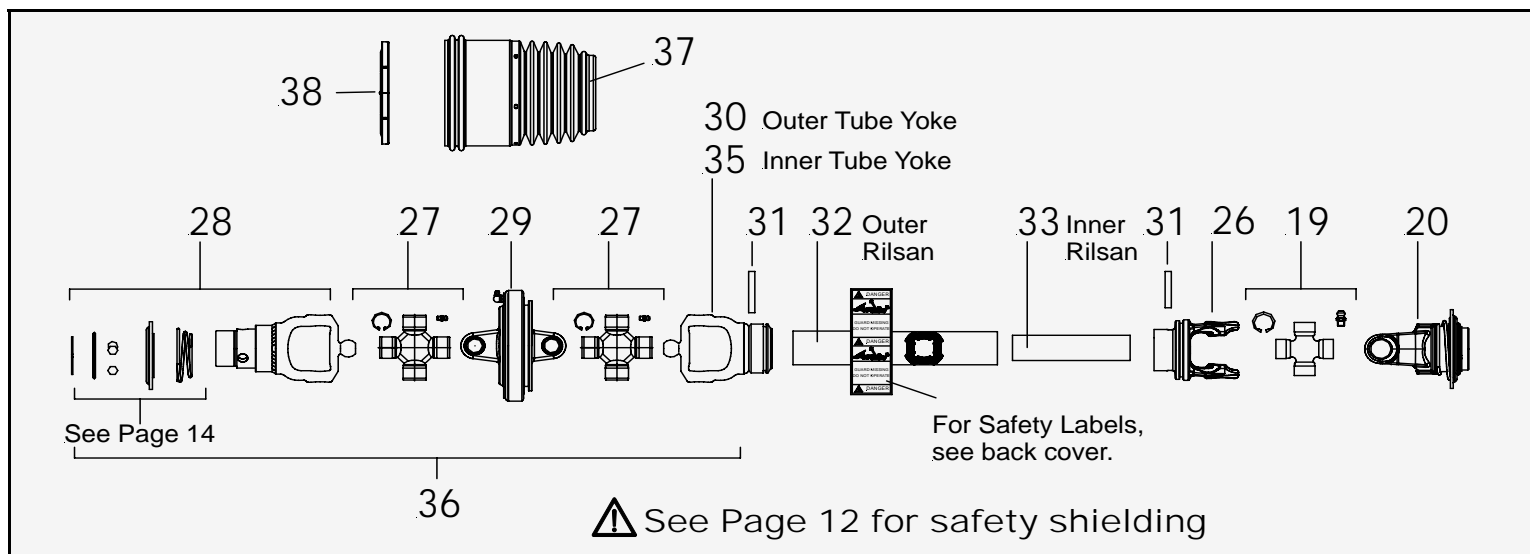
These driveshafts may be identified by the distinctive shape of the shield cones, and the four-lobed shape of the drive tubes.

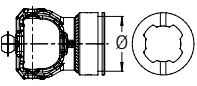

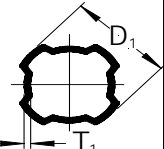
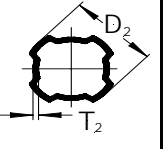
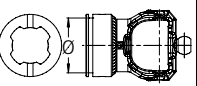
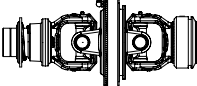
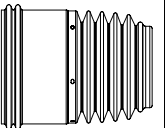
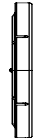
Many options are available for SFT drivelines, which are not contained in this catalog. If you have any questions, please inquire.



SFT EL CV PARTS (and Rilsan Tubes)

			27	28				29
				Ball Collar CV Yokes				
Size	Power @ 540 rpm	Power @ 1000 rpm	Cross Kit	(R07) 1-3/8" z6	(R08) 1-3/8" z21	(R09) 1-3/4" z6	(R10) 1-3/4" z20	SFT EL CV Body
S1								
S2	28	42	A 22.0 - B 86.0 4120E0051	5730E0384	5730E3784			5110E0052
S4	38	57	A 22.0 - B 86.0 4120E0051	5730E0384	5730E3784	5730E0484	5730E3884	5110E0052
S5								
S6	55	83	A 27.0 - B 100.0 4120G0051	5730G0384	5730G3784	5730G0484	5730G3884	5110G0061
S7	70	106	A 27.0 - B 100.0 4120G0051	5730G0384	5730G3784	5730G0484	5730G3884	5110H0051
S8	90	136	A 30.2 - B 106.0 4120L0051	5730L0384	5730L3784	5730L0484	5730L3884	5110L0063
H8	90	136	A 30.2 - B 106.0 4120L0051	5730L0384	5730L3784	5730L0484	5730L3884	5110L0063
S9								
SH	132	200	A 34.9 - B 110.0 4120N0051			5730N0484	5730N3884	5110N0051
S0								



30	31	32*	33*	35	36	37	38
							
CV Outer Tube Yoke	Roll Pin	Outer Rilsan Drive Tube	Inner Rilsan Drive Tube	CV Inner Tube Yoke	SFT EL CV Joint - Outer Tube **	CV Shield Cone	CV Shield Bearing
Ø73	341078000R10	D ₁ =45.6 T ₁ =2.50	D ₂ =40.1 T ₂ =3.25	Ø70	CS2GWW49WR7	2190E0121	2550E0005R02
2150E6860		122221500	2454L1500	2150E6861			
Ø73	341078000R10	D ₁ =50.2 T ₁ =2.50	D ₂ =44.7 T ₂ =3.75	Ø70	CS4GWW49WR7	2190E0121	2550E0005R02
2150E6871		122431500	2453G1500	2150E6872			
		D ₁ =50.2 T ₁ =2.50	D ₂ =44.7 T ₂ =4.45				
		122431500	2454B1500				
Ø89	341103000R10	D ₁ =53.9 T ₁ =3.00	D ₂ =47.4 T ₂ =4.75	Ø86	CS6GWW49WR7	2190G0141	2550G0024R02
2150G6871		122461500	2453N1500	2150G6872			
Ø89	341103000R10	D ₁ =53.9 T ₁ =3.00	D ₂ =47.4 T ₂ =4.75	Ø86	CS7GWW49WR7	2190G0141	2550G0024R02
2150G6871		122671500	2454V1500	2150G6872			
Ø89	341103000R10	D ₁ =58.2 T ₁ =3.00	D ₂ =57.7 T ₂ =5.25	Ø86	CS8GWW49WR7	2190L0121	2550L0023R02
2150L6871		122251500	2454D1500	2150L6872			
Ø89	341103000R10	D ₁ =66.0 T ₁ =3.25	D ₂ =59.0 T ₂ =4.75	Ø86		2190L0121	2550L0023R02
2150L6867		122271500	2453V1500	2150L6868			
		D ₁ =66.0 T ₁ =3.25	D ₂ =59.0 T ₂ =4.75				
		122271500	2453V1500				
Ø99	341103000R10	D ₁ =70.2 T ₁ =3.75	D ₂ =66.2 T ₂ =6.00	Ø96		2190N0122	2550L0023R02
2150N6851		122281500	2454E1500	2150N6852			
		D ₁ =70.2 T ₁ =3.75	D ₂ =66.2 T ₂ =6.00				
		122281500	2454E1500				

* Drive Tubes sold in lengths of 59" (1500 mm) only.

** Include a 1-3/8" z6 ball collar tractor yoke. For inner tube joints, replace "W49" with "W50"

SFT EL CV's incorporate advanced features. One of the most important is that the greasing interval has been **extended to once every 50 hours**. What previously was a daily maintenance procedure is now required only once per week.

Individual SFT EL CV components are not interchangeable with other CV's. However, for size 4 and 6, the entire CV joint may be replaced, using the following codes (for 1-3/8"z6), and the CV shield cone shown above:

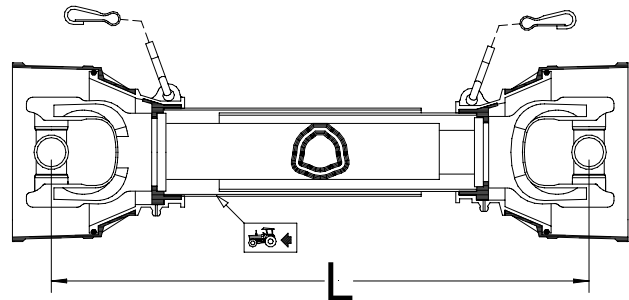
654 - use CS4GWW83WR7

656 - use CS6GWW83WR7



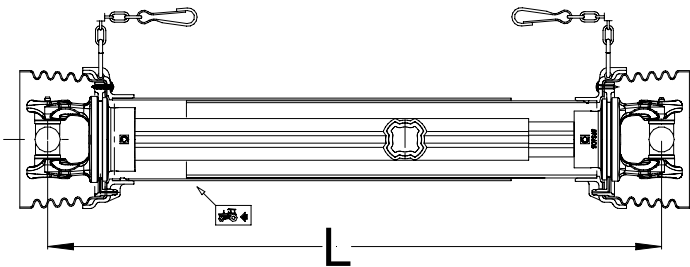
Complete Driveshafts

100 Series Drivelines



Size	L-086 (34")	L=121 (48")
1	7101086UC000000	7101121UC000000
2	7102086UC000000	7102121UC000000
4	7104086UC000000	7104121UC000000
5	7105086UC000000	7105121UC000000
6	7106086UC000000	7106121UC000000
7	7107086UC000000	7107121UC000000
8	7108086UC000000	7108121UC000000

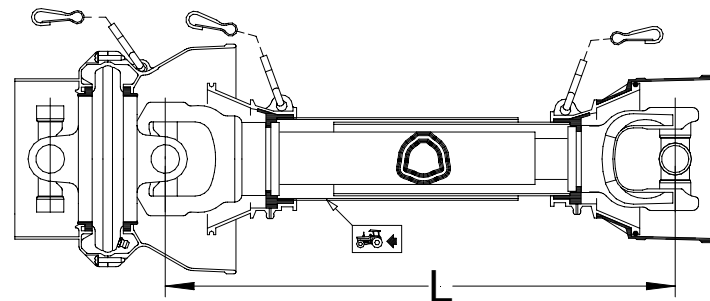
SFT Drivelines



Size	L=121 (48")
S4	CS4N121U2000000
S5	CS5N121U2000000
S6	CS6N121U2000000
S8	CS8N121U2000000
SH	CSHN121U200000

Other sizes of complete SFT cardan joint drivelines available upon request.

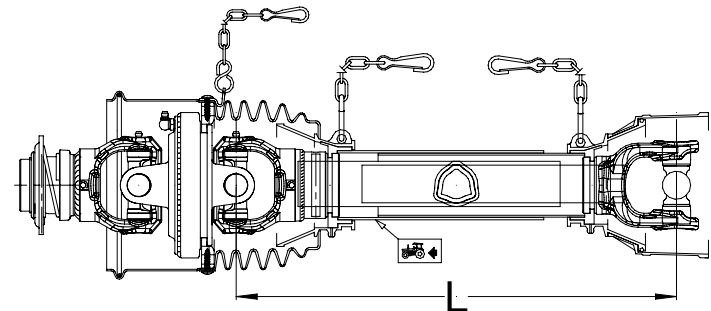
650 Series CV Drivelines



Size	L=121 (48")
652	7652121UC000000
654	7654121UC000000
656	7656121UC000000
658	7658121UC000000

10 Availability of 654, 656, and 658 CV driveshafts subject to stock on hand.

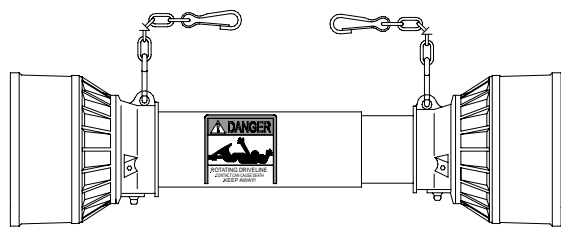
100 Series CV Drivelines



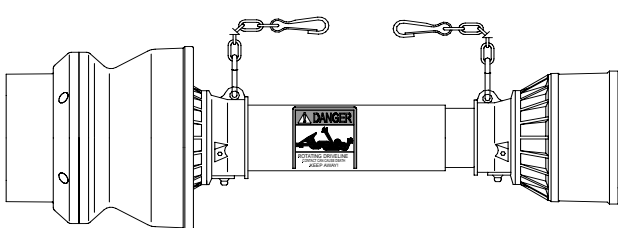
Size	L=121 (48")
1R4	71R4121UCWR7000
1R6	71R6121UCWR7000
1R8	71R8121UCWR7000

Note: 100 Series CV codes shown above have 1-3/8" z6 ball collar tractor yoke (WR7). Other yokes available upon request.

100 Series



650 Series

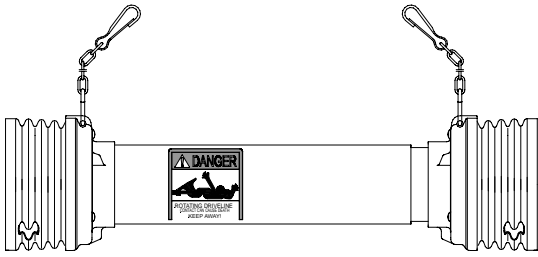


All shield kits listed are for 1210 mm (48”) long drivelines. The tubes may be cut for shorter length drivelines. For longer length shield kits, please contact Bondioli & Pavesi.

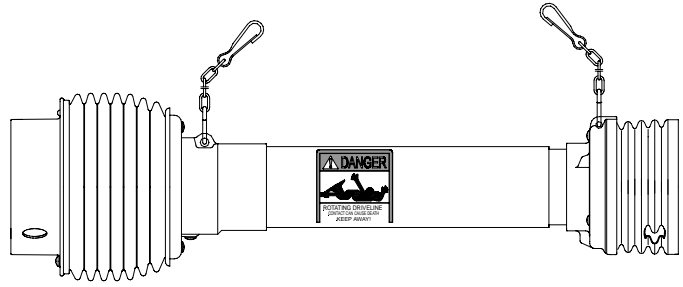
Size	Shield Kits		Shield Bearings	
	100 Series	660 Series	Inner	Outer
1	5F01121FFUC		255010006R02	255010005R02
2	5F02121FFUC	5F02121R1652UC	255020006R02	255020005R02
3	5F04121FFUC		255040006R02	255040005R02
4		5F04121R1654UC		
5	5F05121FFUC		255050006R02	255050005R02
6	5F06121FFUC	5F06121R1656UC	255060006R02	255060005R02
7				
8	5F08121FFUC	5F08121R1658UC	255080006R02	255080005R02
9				
10	5F10121FFUC			

SFT SHIELDING

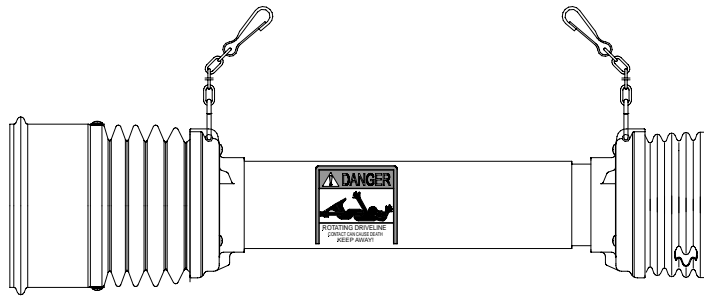
SFT Driveshaft Shields



SFT003 CV Driveshaft Shields

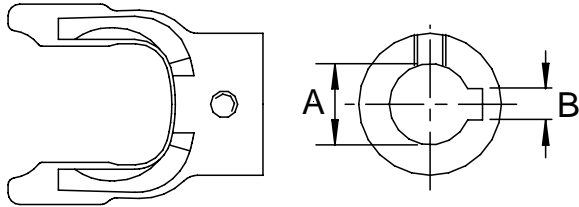


SFT EL CV Driveshaft Shields

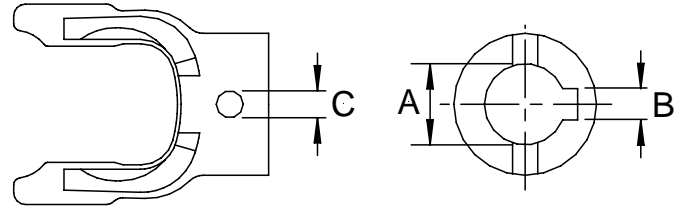


Size	Shield Kits			Shield Bearings	
	SFT	SFT003 CV	SFT EL CV	Inner	Outer
S1	5CS1121U2SS			2550A0002R02	2550A0001R02
S2	5CS4121U2SS	5CS4121U2ZS	5CS4121U2WS	2550C0002R02	2550C0001R02
S4					
S5					
S6	5CS6121U2SS	5CS6121U2ZS	5CS6121U2WS	2550G0002R02	2550G0001R02
S7					
S8	5CS8121U2SS	5CS8121U2ZS	5CS8121U2WS		
H8					
S9	5CS9121U2SS			2550L0002R02	2550L0001R02
SH	5CSH121U2SS		5CSH121U2WS	2550M0002R02	2550M0001R02
SO					

ROUND BORE YOKES



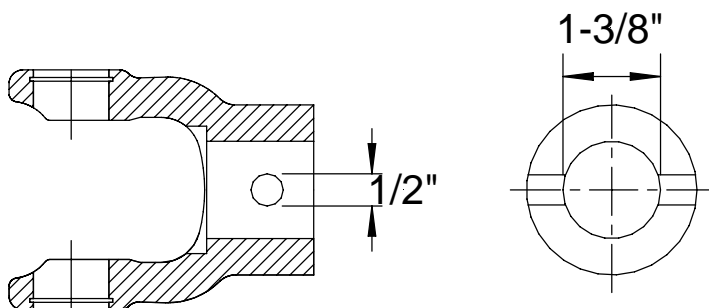
Round Bore with Keyway



Round Bore with Keyway and Pinhole

Size	A = 1" B = 1/4"	A = 1-1/4" B = 1/4"	A = 1-1/4" B = 5/16"	A = 1-3/8" B = 5/16"	A = 1-3/8" B = 3/8"	A = 1-1/2" B = 3/8"	A = 1-3/4" B = 3/8"	A = 1-3/4" B = 3/8" C = 5/16"	A = 2" B = 1/2"
1	212018551								
2	212028551	212026776	212028651						
3									
4		212046764	212048651	212048751		212046765			
5									
6					212066755		212068851		
7									
8						21208756	212086753	211088860	212086758
9									
10									

ROUND BORE CUTTER YOKES



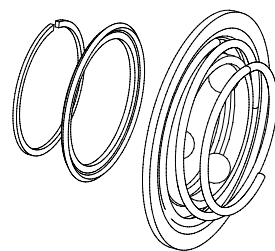
SIZE	CODE
3	211034956
4	211044955
5	211054954

RT BALL COLLARS

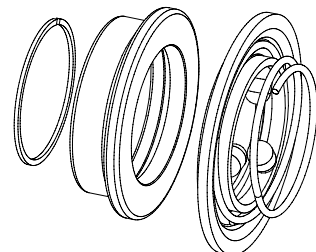
Size	Spline	Style	Code
1 - 2	1-3/8" z6 & z21	A	435000320R
4	1-3/8" z6 & z21	A	435000321R
5 - 6	1-3/8" z6 & z21	A	435000321R
	1-3/4" z6 & z20	C	435000418R
7 - 8	1-3/8" z6 & z21	B	435000322R
	1-3/4" z6 & z20	B	435000419R
652	1-3/8" z6 & z21	A	435000323R
656 658	1-3/8" z6 & z21	A	435000323R
	1-3/4" z6 & z20	D	435000420R
1R4 1R6 1R8	1-3/8" z6 & z21	A	435000321R
	1-3/4" z6 & z20	D	435000420R

Note: Some ball collar kits come with two collars and/or extra springs, so they may be used on a variety of yokes.

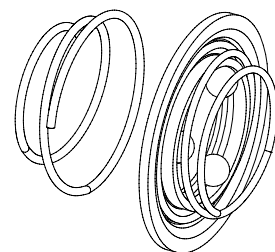
Style A



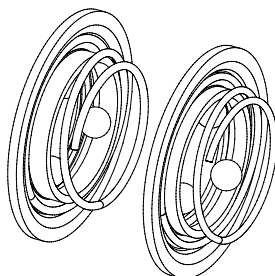
Style B



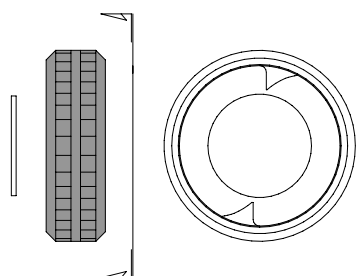
Style C



Style D

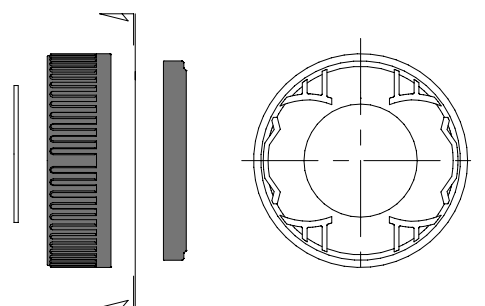


RS TWIST COLLARS



Old Style

New Style

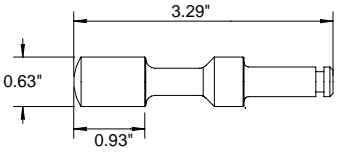
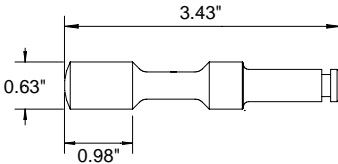
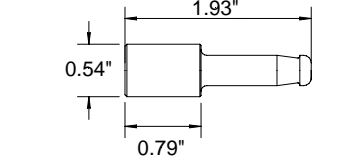
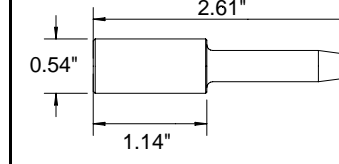
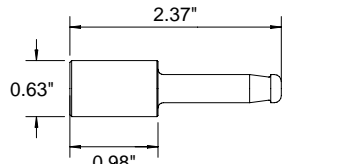
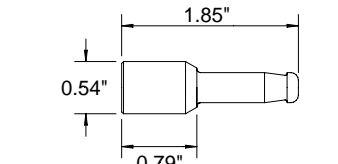


	1-3/8" z6 & z20	1-3/4" z6 & z20
Right Turn (Tractor)	240080061	240040061
Left Turn (Implement)	240000361	240000461

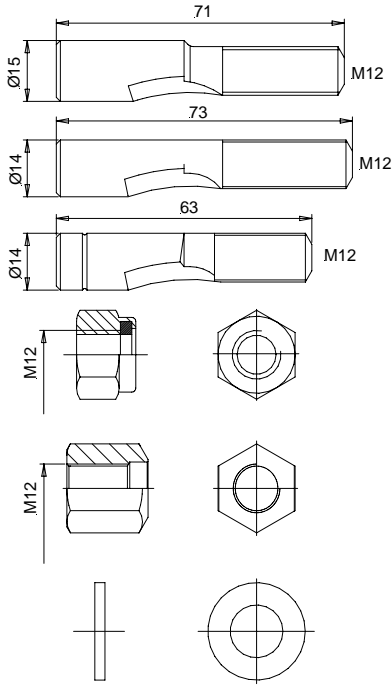
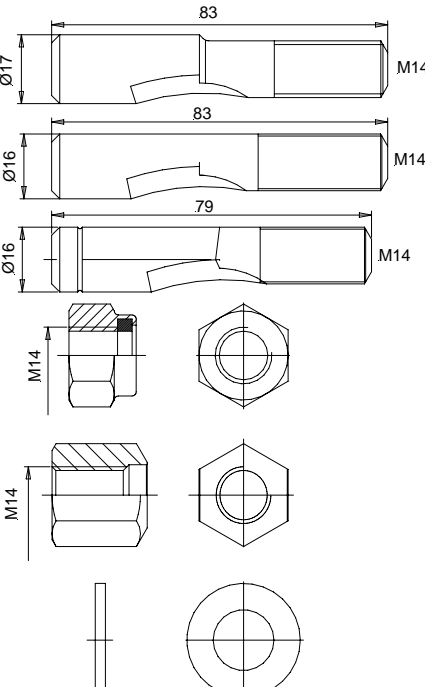
Size	1-3/8" z6 & z20	1-3/4" z6 & z20
1	240002051	
2 - 3	240002461	
4 - 5 - 6	240002461	240003052
7 - 8 - 9 - 10	240002461	240003552

Note: Kit #240002461 comes with two collars to fit all sizes from 2 - 10. Use the collar that fits the yoke and turns freely with the snap ring installed.

QD PINS

			
401000007R10	401000009R10	403000001R10	403000010R10
Used on 1-3/4" z20 Push Pin Q.D. yokes in sizes 4, 5, 6, and 8. Internal spring with retaining ring.	Used on 1-3/8" z21 Push Pin Q.D. yokes in size 8. Internal spring with retaining ring.	1-3/8" z6 RS yokes sizes 1-10, 1-3/8" z21 RS yokes sizes 1-7, 1-3/8" z6 Push Pin yokes sizes 1-8, 1-3/8" z21 Push Pin yokes sizes 1-6.	Used on 1-3/8" z21 Push Pin Q.D. yokes in sizes 7 and 9.
		<p>Quick Disconnect pins come complete with springs and retaining clips (if required). Other Q.D. pins may be required - contact Bondioli & Pavesi or your authorized distributor for other applications.</p> <p>Q.D. pins are packaged in quantities of 10.</p>	
403000012R10	403000013R10		
Used on 1-3/4" z6 and z20 RS yokes sizes 4 - 10.	Used on 1-3/8" z21 RS yokes in sizes 8 - 10.		

TAPER PIN KITS

	
408000075R	408000076R
Used on 1-3/8" z6 and z21 yokes and clutches.	Used on 1-3/4" z6 and z20 yokes and clutches.

The listed tapered pin kits are packaged with three pins, a nylon insert locknut, a tapered seat locknut, and a flat washer.

Assemble the pin and nuts that fit the particular yoke or clutch - discard the pins that do not fit.

Tighten the nuts to the proper torque after assembly as listed below, and periodically check that the nut is tight.

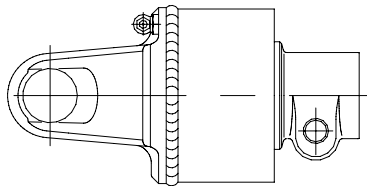
1-3/8" z6 and z20
110 ft-lbs (150 Nm)

1-3/4" z6 and z20
160 ft-lbs (220 Nm)

CLUTCHES RA - SA

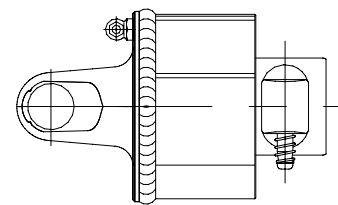
RA1 has push pin connection.

RA2 and RL3 use a taper pin connection.



SA1 and SA2 use a push pin connection.

SA3 and SA4 use a ball collar connection.



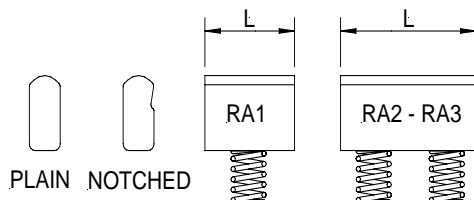
	RA1		RA2		RL3		SA1	SA2	SA3	SA4
Size	1-3/8" z6	1-3/8" z6	1-3/8" z21	1-3/8" z6	1-3/8" z21	1-3/8" z6	1-3/8" z6	1-3/8" z6	1-3/8" z6	1-3/8" z6
1	601101701R						610124001R 400 Nm	610234001R 650 Nm		
2	601102701R							611239001R 800 Nm	611344501R 1000 Nm	
4	601104701R								613348501R 1200 Nm	613456501R 1600 Nm
5	601105704R	601205601R	601205602R						614348501R 1200 Nm	614456501R 1600 Nm
6		601206601R	601206602R							615456501R 1600 Nm
7		601217601R	601217602R							
8				60170M501R	60170M502R					

Replacement Ratchets with Springs

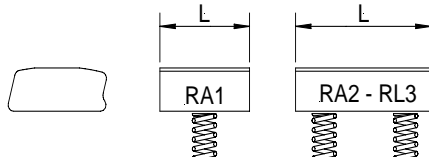
Clutches intended for implement end of driveline only! All rotating parts must be guarded.

RA

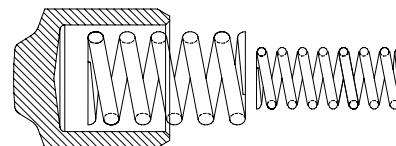
OLD STYLE
RA RATCHETS



NEW STYLE
RA - RL
RATCHETS



SA



Supplied as sets of 1 ratchet + 1 outer spring + 1 inner spring. Six sets are required for each row (SA1 = 1 row, SA2 = 2 row, etc.)

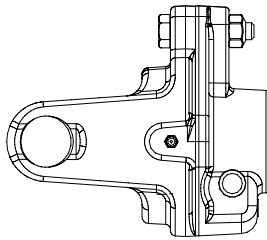
Some torque settings do not require the full number of ratchets - replace with an equal number of ratchets and diameter of springs.

	L	OLD STYLE PLAIN	OLD STYLE NOTCHED	NEW STYLE		
RA1	23	421011001R03	421011101R03	4210C0001R03	SA (outer spring Ø2.4 mm)	421340001R06
RA2	43	421022001R03	421022101R03	4210E0001R03	SA (outer spring Ø2.2 mm)	421341001R06
RA3	63		421463101R03	4210G0001R03		

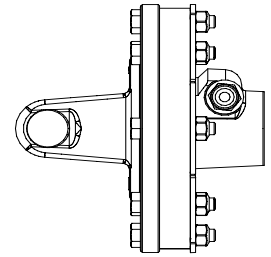
CLUTCHES LB - FT

LB 1 - 4
have push pin

LB 5 - 8
have taper pin



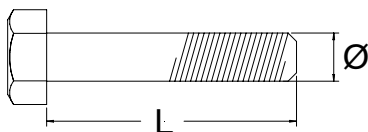
FT clutches are non-adjustable. Standard ASAE splines are available in each size upon request.



Size	LB			FT32	FT42		FT34	FT44
	1-3/8" z6	1-3/8" z21	1-3/4" z20	1-3/8" z6	1-3/8" z6	1-3/4" z20	1-3/8" z6	1-3/8" z6
1	6060B0304R 650 Nm	6060B3703R 650 Nm						
2	6060C0302R 950 Nm	6060C3702R 950 Nm						
4	6060E0302R 1700 Nm	6060E3702R 1700 Nm		663E41203R 900 Nm				
5	6060G0319R 2100 Nm	6060G3701R 2100 Nm	6060G3803R 2100 Nm	663G41203R 1000 Nm	663G48403R 1200 Nm		663G48303R 1200 Nm	
6	6060H0302R 2700 Nm	6060H3702R 2700 Nm	6060H3802R 2700 Nm		663H4803R 1200 Nm	663H48438R 1200 Nm	663H53303R 1450 Nm	
7	6060L0305R 3200 Nm	6060L3704R 3200 Nm	6060L3808R 3200 Nm		663L53403R 1450 Nm	663L53438R 1450 Nm	663L58303R 1800 Nm	663L58503R 1800 Nm
8	6060M0307R 3500 Nm	6060M3703R 3500 Nm	6060M3809R 3500 Nm					663M58503R 1800 Nm

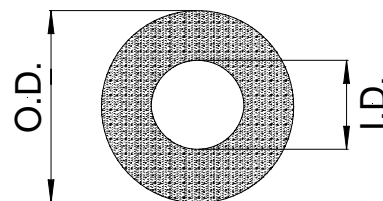
Shear Bolts for LB and SB

cl. 8.8 Hex Head with Lock Nut (packaged 5 (five) per package).



Ø x L	Code	Clutch	O.D x I.D	Code
M6 x 40	432000002R05	FF1 / FF3	140 x 85	247000054R08
M8 x 45	432000047R05	FF2 / FF4	160 x 97	247000061R08
M8 x 50	432000003R05	FF4 w/RA2	160 x 100	247000057R08
M10 x 50	432000053R05	FD1 / FT22 / FV22	122 x 67	247006151R08
M12 x 55	432000124R05	FD2-22 / FT32-34 / FV32-34	142 x 77	247006251R08
M12 x 65	432000011R05	FD3-33 / FT42-44 / FV42-44	162 x 85	247006351R08
M14 X 70	432000055R05	FL44	162 x 105	247008410R08

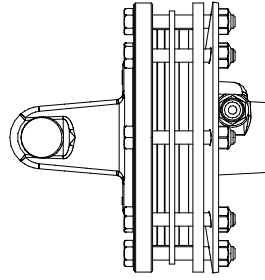
Clutch Linings - FF - FD - FT - FV



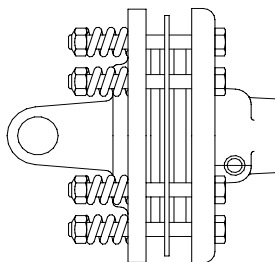
Replace linings when they are worn to 1/2 their original thickness. New linings are 3.2 mm thick. Packaged 8 (eight) per package.

CLUTCHES FV

FV clutches are adjustable for different torque settings. Standard ASAE splines are available in each size upon request.



	FV32	FV42		FV34		FV44	
Size	1-3/8" z6	1-3/8" z6	1-3/4" z20	1-3/8" z6	1-3/4" z20	1-3/8" z6	1-3/4" z20
1							
2							
4	661E41203R 900 Nm						
5		661G48403R 1200 Nm					
6		661H48403R 1200 Nm	661H48438R 1350 Nm	661H53303R 1450 Nm	661H53338R 1450 Nm		
7				661L56303R 1600 Nm	661L56338R 1600 Nm		
8						661M58303R 1800 Nm	661M6053R 2000 Nm



	FF1	FF2		FF3		FF4	
Size	1-3/8" z6	1-3/8" z6	1-3/4" z20	1-3/8" z6	1-3/4" z20	1-3/4" z6	1-3/4" z20
1							
2							
4	637141001R 900 Nm						
5	638141001R 900 Nm	638248004R 1200 Nm					
6	639141001R 900 Nm	639248001R 1200 Nm	639248032R 1200 Nm	639353001R 1450 Nm	639353008R 1450 Nm		
7							
8		641248002R 1200 Nm				641460004R 2000 Nm	641460005R 2000 Nm

TERMS AND CONDITIONS OF SALE



GENERAL - No addition to or modification of any of the Terms and Conditions of Sales as they appear herein shall be binding upon Bondioli & Pavesi, Inc. (hereinafter referred to as "Bondioli & Pavesi") unless signed in writing by a duly authorized representative of Bondioli & Pavesi in Ashland, Virginia. Typographical and clerical errors in quotations, orders, and acknowledgments are subject to correction.

TERMS - Bondioli & Pavesi terms for the purchase of any material are "Net 30 Days" from the date of the invoice or an interest charge of 1.5% per month will be made. Shipments will cease when the account is considered past due. In event of referral to an attorney for collection, attorney fees will be due. All Bondioli & Pavesi customers will be entitled to a credit limit consistent with approved credit history. This limit may be changed at the discretion of Bondioli & Pavesi.

PRICES - Prices and discounts in any Bondioli & Pavesi publication are subject to change without prior notification. Prices given by telephone or by a representative are given only as indications and are not obligations unless confirmed by Bondioli & Pavesi in writing. Catalog prices are based on prices published in the current price list. All written quotations are valid until the listed expiration date, but PRODUCTS MUST BE SHIPPED BY THAT DATE.

ORDERS - All purchase orders must be presented in writing on the commercial letterhead of the purchaser. If not previously furnished, credit information must be submitted to Bondioli & Pavesi on its form. An authorized representative of Bondioli & Pavesi in Ashland, Virginia receives all purchase orders subject to acceptance. Modifications or cancellations will only be accepted if in writing and received in Ashland, Virginia in sufficient time prior to the scheduled shipment date on any orders to allow Bondioli & Pavesi to modify or cancel said order at no cost. Thereafter, Bondioli & Pavesi reserves the right to invoice the cost ensuing from the partial or total execution of the original order.

DELIVERY - Delivery dates are established on the day on which orders are received in Ashland, Virginia by Bondioli & Pavesi. Delivery dates given in the acceptance of an order are approximate. Bondioli & Pavesi will not be liable for delays in delivery or performance, due to causes beyond its reasonable control. In the event of delays, the date of delivery or performance shall be extended for a period equal to the time lost by the reason of such delays. A minimum order of \$50.00 is required on all service parts delivered.

TRANSPORTATION - All prices are Ex Works Ashland, Virginia, disregarding the order value total, unless otherwise indicated on the face of the invoice, and goods are transported at the risk and peril of Purchaser. If special methods of transportation or routing are desired, such must be included in the written purchase order.

INSPECTION AND RECEIPT - Purchaser must inspect the goods on arrival. No complaint for errors in items delivered or shortages will be taken into account if it is not received in Ashland, Virginia within one week after the delivery date to Purchaser. Packing lists must accompany all claims for shortages. Bondioli & Pavesi must approve in writing in advance before any return of material for credit.

LIMITED WARRANTY - Bondioli & Pavesi warrants to Purchaser that the products purchased will be of merchantable quality and free from defects of material and workmanship and will be of the kind and quality designated or specified in the contract. This warranty shall only apply to defects appearing within one (1) year from the date of the Bondioli & Pavesi invoice. Bondioli & Pavesi will not be liable for any modifications to its product by Purchaser or by Warehouse Distributor. Satisfaction of this warranty, will be limited to (a) replacement, or (b) repair or modification of the product by Bondioli & Pavesi, or © issuance of a credit for the defective products delivered under the invoice involved. These options are at the discretion of Bondioli & Pavesi. No credit will be issued for related parts failure or labor charges. If option (a) or (b) is chosen, goods returned to customer will be freight prepaid. Rights under this warranty are available only if Bondioli & Pavesi is promptly notified, in writing, of the alleged defect, and Bondioli & Pavesi's examination of the product discloses that the defect was not due to misuse, improper installation, accident, or unusual degradation of the goods due to physical environments of an unusual nature. THERE ARE NO WARRANTIES THAT EXTEND BEYOND THIS PROVISION. THIS WARRANTY IS IN LIEU OF ALL OTHER WARRANTIES WHETHER EXPRESSED; IMPLIED OR STATUTORY, INCLUDING IMPLIED WARRANTIES OR MERCHANTABILITY OF FITNESS. PURCHASER ACKNOWLEDGES THAT HE IS NOT RELYING ON THE SELLER'S SKILL OR JUDGMENT TO SELECT OR FURNISH GOODS SUITABLE FOR ANY PARTICULAR PURPOSE. THIS WARRANTY EXTENDS ONLY TO THE PURCHASER FROM BONDIOLI & PAVESI. BONDIOLI & PAVESI WILL NOT BE RESPONSIBLE FOR CONSEQUENTIAL DAMAGE OF ANY KIND.

PATENT - Bondioli & Pavesi will defend any proceeding brought against Purchaser based on a claim that any product furnished by Bondioli & Pavesi infringes on any patent in the United States, if Bondioli & Pavesi is notified promptly in writing and given authority, information assistance for the defense of same, and Bondioli & Pavesi shall pay all damages and costs awarded therein against Purchaser. In case the product is held to infringe and the use of the product is enjoined, Bondioli & Pavesi will either procure for Purchaser the right to continue using the product, or replace it with non-infringing products or modify it so it becomes non-infringing, or remove the product and refund the purchase price and the installation thereof. Bondioli & Pavesi shall not be liable for any proceedings brought claiming that the Purchaser's equipment using a Bondioli & Pavesi component infringes on any patent of the United States. This is the entire liability of Bondioli & Pavesi for patent infringement by its products. The proceeding paragraph shall not apply to any products manufactured to Purchaser's design. As to such products, Bondioli & Pavesi assumes no liability whatsoever for patent infringement.

PROPRIETARY AND PATENT RIGHTS OF BONDIOLI & PAVESI - Goods of Bondioli & Pavesi include design, engineering and planning of Bondioli & Pavesi which is proprietary and sometimes patented. This sale does not waive these proprietary and/or patent rights and the Purchaser agrees not to reproduce such goods without the express written authorization of Bondioli & Pavesi.

LIMITATION OF LIABILITY - Bondioli & Pavesi's liability on any claim of any kind, including negligence, for any loss damage arising out of, connected with, or resulting from an order, or from the performance or breach thereof, or from the design, manufacture, sale, delivery, operation or use of its product is limited to the difference at the time and place of shipment between the value of the goods accepted and value they would have had if they had been warranted. No claim shall be made for proximate damages of a different amount, nor may any recovery be had for accidental or consequential damages, whether direct to indirect.

INDEMNIFICATION - Purchaser agrees to indemnify Bondioli & Pavesi for any costs, attorney's fees, losses or damages resulting from claims brought against it by Purchasers' customers or employees arising out of Purchasers' acts, representations or omissions.

TAXES - Purchaser shall pay all sales, use, excise, or similar taxes charged to Bondioli & Pavesi arising out of the sale.

TITLE - Title to the products of Bondioli & Pavesi shall remain with Bondioli & Pavesi until Purchaser makes payment in full. Such reservation of title is for purposes of securing the purchase price and shall not relieve Purchaser of the duty to inspect the products upon receipt, to notify Bondioli & Pavesi of any deficiencies or defects, and to exercise due care in the use, installation, operation, and maintenance of the products when on the premises of the Purchaser or under the control of the Purchaser. Such reservation of title shall not alter responsibility between Bondioli & Pavesi and Purchaser for shipping or for goods in transit.

GOVERNING LAW - The sale and purchase of products from Bondioli & Pavesi including terms and conditions hereof, and any and all claims arising out of the relationship of the parties, shall be governed by the law of the Commonwealth of Virginia, without regard to its conflicts of rules.

TECHNICAL IMPROVEMENTS - Bondioli & Pavesi reserves the right to modify the items shown in its catalog without prior notice and reserves the right to substitute the modified product line "unless the purchase order states "No substitutions".

RESOLUTION OF DISPUTES - Any disputes arising out of the sale or use of the goods shall be resolved by arbitration, unless otherwise agreed in the City of Richmond, or the Counties of Henrico or Hanover, Virginia, under the Commercial Rules of the American Arbitration Association. Any arbitration award shall be enforced in the Circuit Court of Hanover County, or in the United States District Court for the Eastern District of Virginia, Richmond Division. In any dispute submitted to arbitration and enforcement. Any dispute resulting in court proceedings shall be tried by the court, and the parties waive any right to a jury trial for such.

Bondioli & Pavesi in the Courts of Hanover County, Virginia or the United States District Court for the Eastern District of Virginia, Richmond Division, may directly bring collections for overdue accounts. Purchaser agrees to such jurisdiction and venue.

WAIVER - The waiver by Bondioli & Pavesi or by Purchaser of any breach or rights arising out of the sale shall not be considered a waiver of any further breach or future similar rights.

PREVAILING TERMS - These terms and conditions herein shall prevail over any other terms and conditions contained in any document submitted by the Purchaser unless expressly agreed to in writing signed by Bondioli & Pavesi.

SAFETY INFORMATION - DANGER DECALS



Part No. 399141000

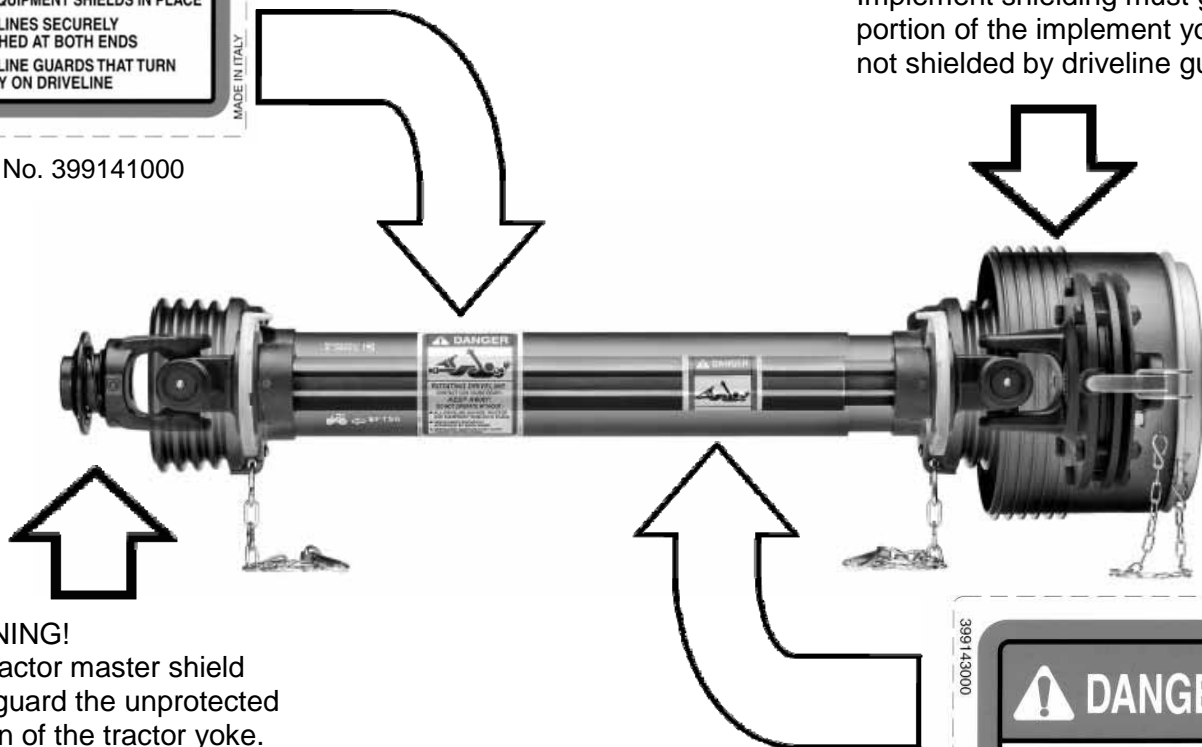
Safety standards require a danger label be applied to the outer tube of the driveline guard. The danger label should remind the operator that the implement should not be put into operation until the following conditions are met:

- All driveline, tractor, and equipment shields are in place.
- The driveline is securely attached at both ends.
- The driveline guards turn freely on the driveline.

Failure to meet the above standards could result in serious injury or death.

WARNING!

Implement shielding must guard any portion of the implement yoke or clutch not shielded by driveline guard.



WARNING!

The tractor master shield must guard the unprotected section of the tractor yoke.

Safety standards also require a danger label be applied to the outer drive tube to warn the operator that the shielding is missing.

NOTE: A HIGH PERCENTAGE OF DRIVELINE INJURIES OCCUR WHEN GUARDING IS MISSING OR NOT FUNCTIONING PROPERLY. IT IS NECESSARY FOR THE OPERATOR TO MAINTAIN THE PROPER GUARDING AT ALL TIMES.



Part No. 399143000



BONDIOLI & PAVESI



BONDIOLI & PAVESI, INC.

10252 Sycamore Drive - Ashland, Virginia 23005

Phone (804) 550-2224 - Fax (804) 550-2837 - email info@bypyusa.com